

A LABOUR MARKET ANALYSIS OF CONSTRUCTION IN THAMES VALLEY BERKSHIRE

Construction is a significant sector in the Berkshire economy. The county is home to over 24,000 construction jobs and large companies including Costain and Balfour Beatty.

There are 24,340 construction jobs in Berkshire today, representing 4.7% of all jobs in the county. Demand for these jobs has remained strong in recent years, with job vacancy volume recovering quickly after a large dip during the first Covid-19 lockdown.

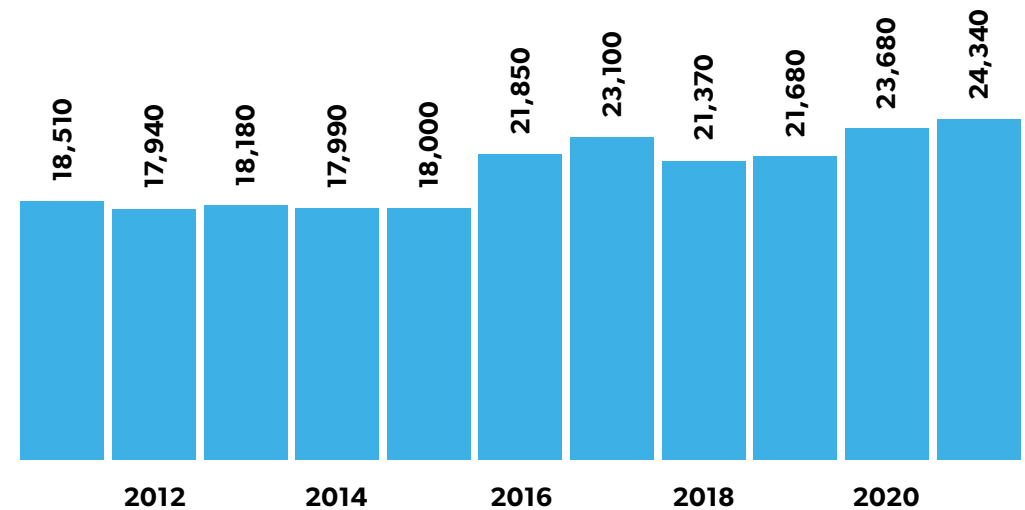
Major construction employers locally include Costain, Balfour Beatty, Meridian and CBRE, who require workers from

multiple occupations to operate effectively. There is evidence of existing need for workers in areas such as bricklaying and quantity surveying, with specialist skills including construction management, carpentry and plumbing also being demanded by employers.

Projections indicate significant future demand from construction employers for workers in multiple occupations between 2021 and 2030. These occupations include civil engineers, construction project managers, plasterers, painters and decorators. The further education and apprenticeship systems will play an important role in meeting this demand by providing a steady stream of people with the right skills. ♦

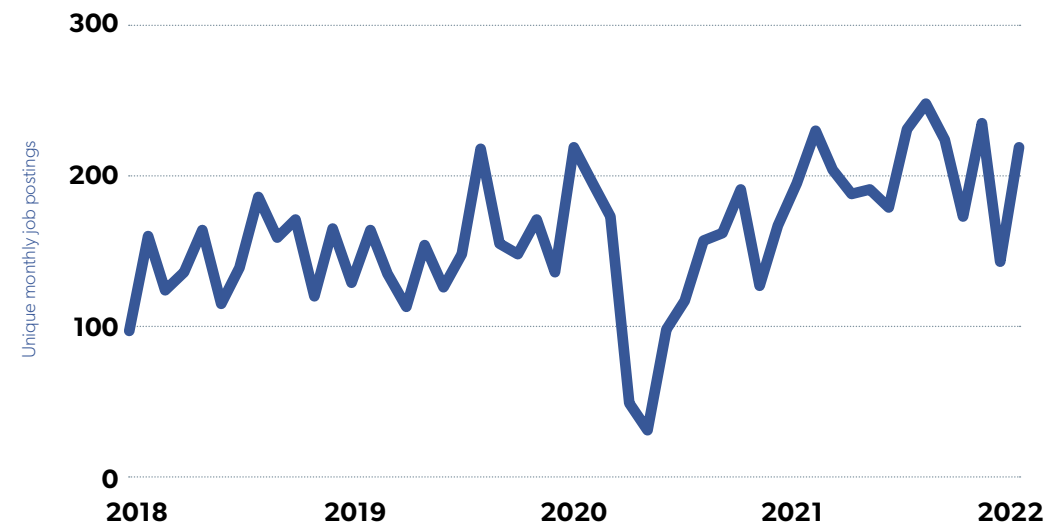
All the data on this graphic is for Thames Valley Berkshire LEP region only.

Construction jobs



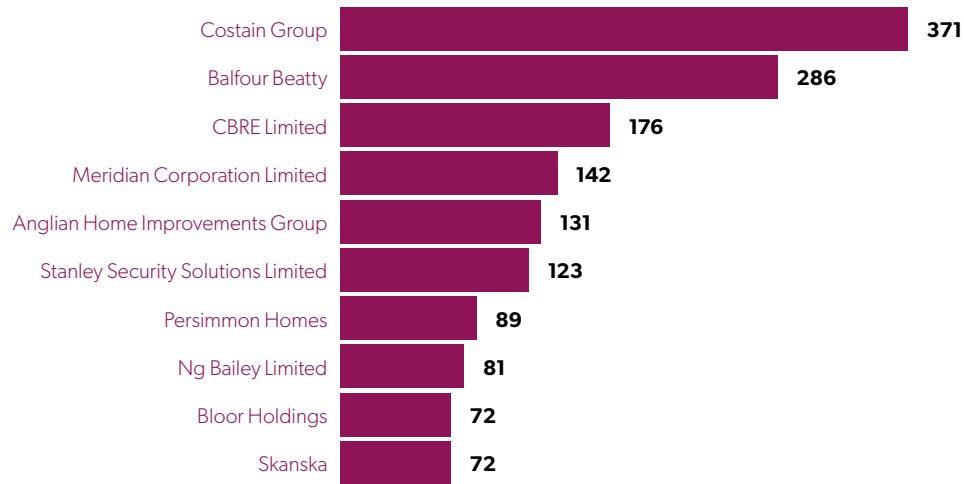
Data: Emsi Burning Glass 2022.1

Construction monthly job postings



Data: Emsi Burning Glass Job Posting Analytics

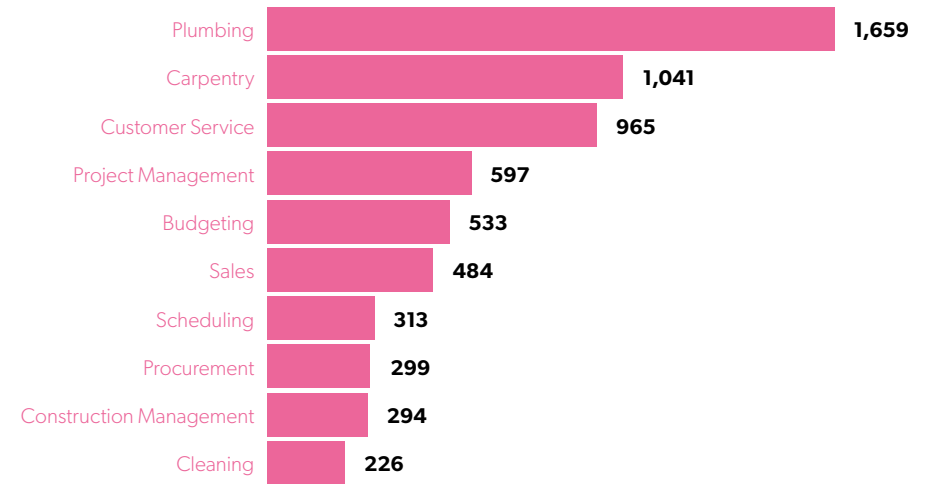
Top 10 Construction employers looking to hire since jan 2018



Unique job postings (Jan 2018-Jan 2022)

Data: Emsi Burning Glass Job Posting Analytics

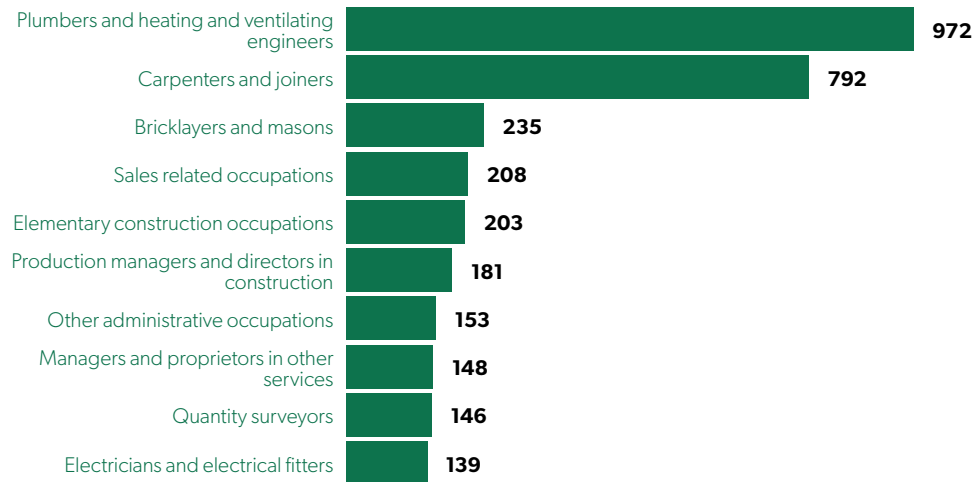
Top 10 Construction specialised skills in postings since jan 2018



Unique job postings (Jan 2018-Jan 2022)

Data: Emsi Burning Glass Job Posting Analytics

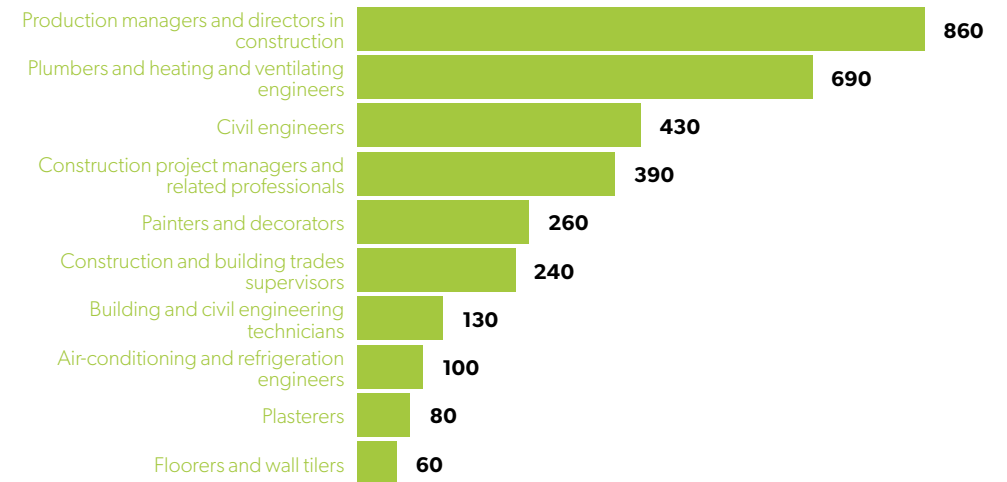
Top 10 Construction occupations in postings since jan 2018



Unique job postings (Jan 2018-Jan 2022)

Data: Emsi Burning Glass Job Posting Analytics

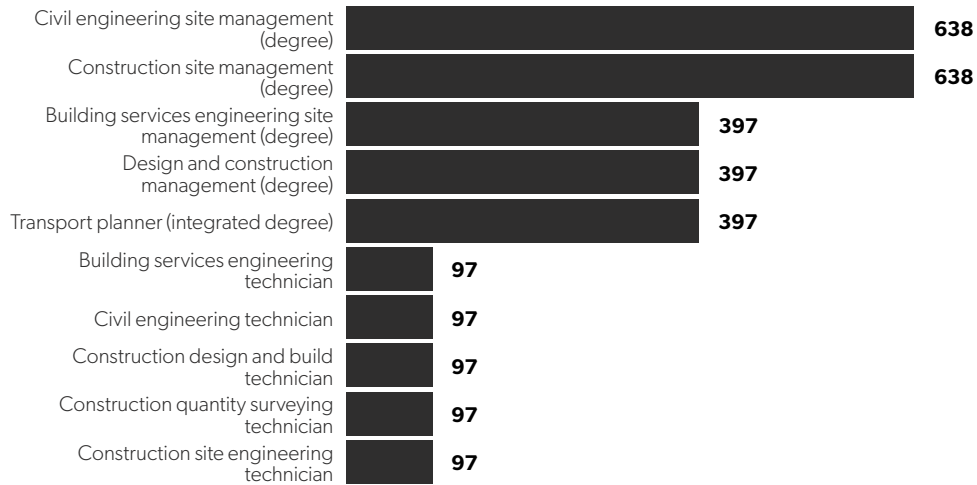
Top 10 Construction job openings



Openings (2021-2030)

Data: Emsi Burning Glass 2022.1

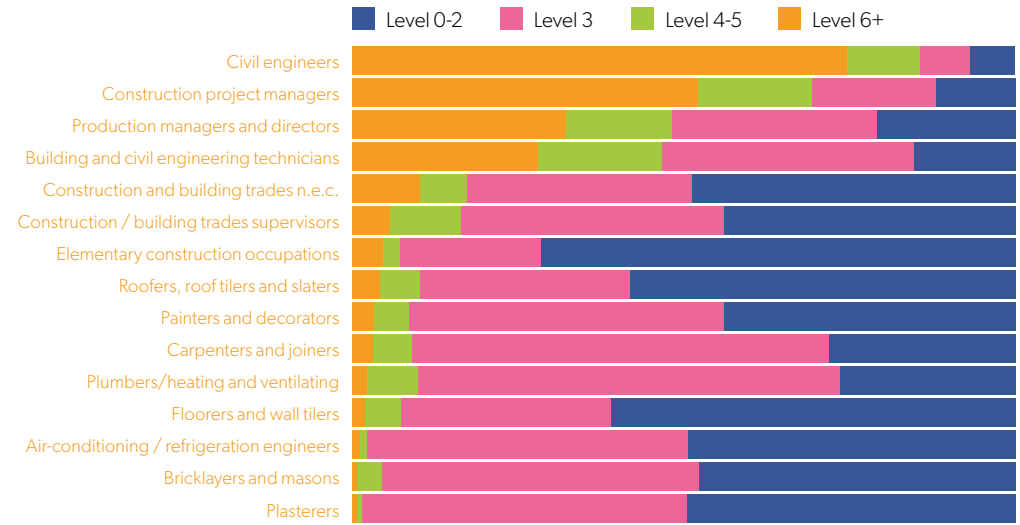
Top 10 Construction apprenticeship delivery opportunities



Opportunities (2021-2026)

Data: Emsi Burning Glass 2022.1

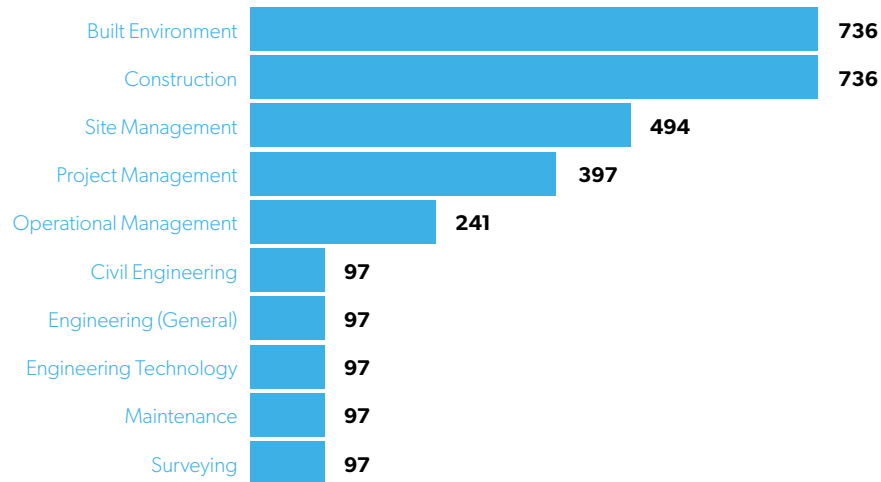
Construction occupations qualification level



percentage workers

Data: ONS Labour Force Survey

Top 10 Construction further education delivery opportunities



Opportunities (2021-2026)

Data: Emsi Burning Glass 2022.1

GUIDANCE NOTES

The apprenticeship and further education delivery charts highlight where there are opportunities to increase the delivery of courses in certain subject sector areas (SSAs) and apprenticeship standards over the period from 2021 to 2026. Specifics on the potential scale of increases are not included as the methodology used to generate the charts factors in the capability of learners on different courses to enter one occupation, introducing some overlaps in the scale of opportunity. Therefore, the charts should be interpreted as indicators of potential and not of what exactly needs to be delivered.

Both delivery opportunity charts should

also be interpreted within the context of the qualification level profile chart. This chart shows the qualification level profile of the most concentrated occupations within the sector, enabling for observations to be made about what level of qualification an SSA or apprenticeship standard could be delivered by assuming links between the occupations and opportunities shown on the other two charts.

More detailed information on how future labour demand and supply may change opportunities for apprenticeship and further education delivery is available elsewhere through software tools such as Emsi Burning Glass Analyst. ♦